



We provide superior performing compressed air & gas systems with engineered longevity to reduce operating costs and improve productivity.

我們致力於提供最佳品質的壓縮空氣及氣體輸送系統，為您降低運行成本和提高生產力，並確保最長使用年限。



ENGINEERED FOR SUPERIOR PERFORMANCE

用心設計，只為最佳效能

Compressed Air & Gas Systems

壓縮空氣及氣體輸送系統



Taiwan Headquarters -
AIRpipe Taiwan

Tel: +886-3-5889930

Fax: +886-3-5889970

Add: 新竹縣新埔鎮褒忠路283-41號

Email: jeff_lung@airpipetech.com

Web: www.airpipetech.com



www.airpipetech.com



Publication AIRpipe - Aug. /2019/EN/AP
AIRpipe reserves the rights to modify this documents without prior notice.



AIRpipe specializes in solutions for compressed air and fluids distribution. Through out the last 13 years, we have continued to invest in R&D, by taking into account market feedback and real-world conditions, our technology has gone through several stages of evolution. Today the new generation of products are engineered to be the most superior products available.

More than 31,000m² layout, 100% ownership of manufacturing plants, R&D center, office, logistic center. We're committed to your total solution provider for products, system design, engineering proposal and installations.

Our products are utilized globally for all compressed air, inert gas, and fluid applications.

AIRpipe致力於壓縮空氣和流體輸送領域的系統解決方案，近十多年來一直持續深入現場用戶的一線應用及不同使用環境，通過不斷的客戶互動和產品研發，目前我們新一代產品無論在使用壽命還是使用性能方面，在同行業中都具備顯著優勢。

我們的主要產品都擁有自行研發的專利技術。面積超過3萬平方公尺的自有廠區內，包含製造、辦公、研發、物流等個區域。產品在中國同類市場佔有率已超過60%，另外在北美、歐洲、東南亞、日韓等主要市場都設有銷售及售後服務單位。

無論新舊管路系統，我們都可以提供完整的評估規劃，專案報價和設計圖說，直至最後的系統安裝完及完工驗收。確保您最為優質和高效的系統組態，幫助您提高生產力，減少整體運行成本。



Superior Reliability & Longevity 最佳可靠性和使用年限


- Highly durable materials resistant to corrosion, vibration, thermal variation, and outdoor weather conditions.
- Metal clamshell connectors for all diameters are stronger and more durable versus polymer fittings.
- Unique grab ring design (20-50mm) and lugged ring (63-200mm) allows for zero risk of disconnection.
- Patented active concentric seals provide leak free performance, even in high vibration applications. Seal lifespan is double that of industry competitors.
- 耐腐蝕金屬材質與聚合物材質相比，强度高，壽命長，有效抵抗銹蝕、振動、熱脹冷縮及室外安裝的惡劣環境。
- 專利的抱箍式快插接頭技術，壽命是普通旋插式的一倍，並且更加穩定及抗衝擊。
- 專利設計的主動式壓力密封圈，耐壓更高，壽命更長，杜絕洩漏隱憂。

Quick & Easy Modular Installation 便捷的模組化安裝

- Complete range of pipe, fittings and accessories works easily for new projects renovations & extensions.
- Requires no special tooling, welding, gluing, brazing, soldering, or thread cutting.
- Reusable, lightweight, and modular design allows for easy modifications.
- Quick drops can be added at any time to create new points of use.
- 最大200mm的管路系統，從空壓機房到各廠區產線，可以滿足絕大部分的新舊管網系統。
- 最齊全的各相關配件：轉接頭，法蘭，閘門，軟管，快接等，無縫連接公制或英制各管路系統。
- 無需專用工具，便捷安裝。可重複利用，可快速擴充，重量輕，極大減低安裝人工成本。

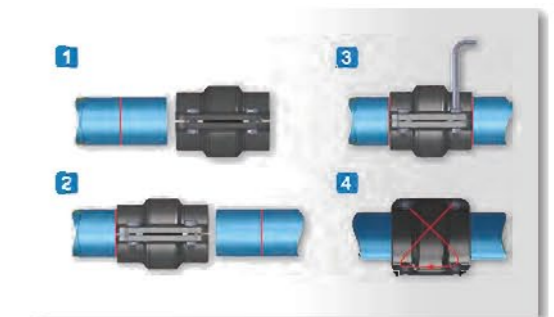

Energy & Cost Savings 成本高效節能，最低使用成本

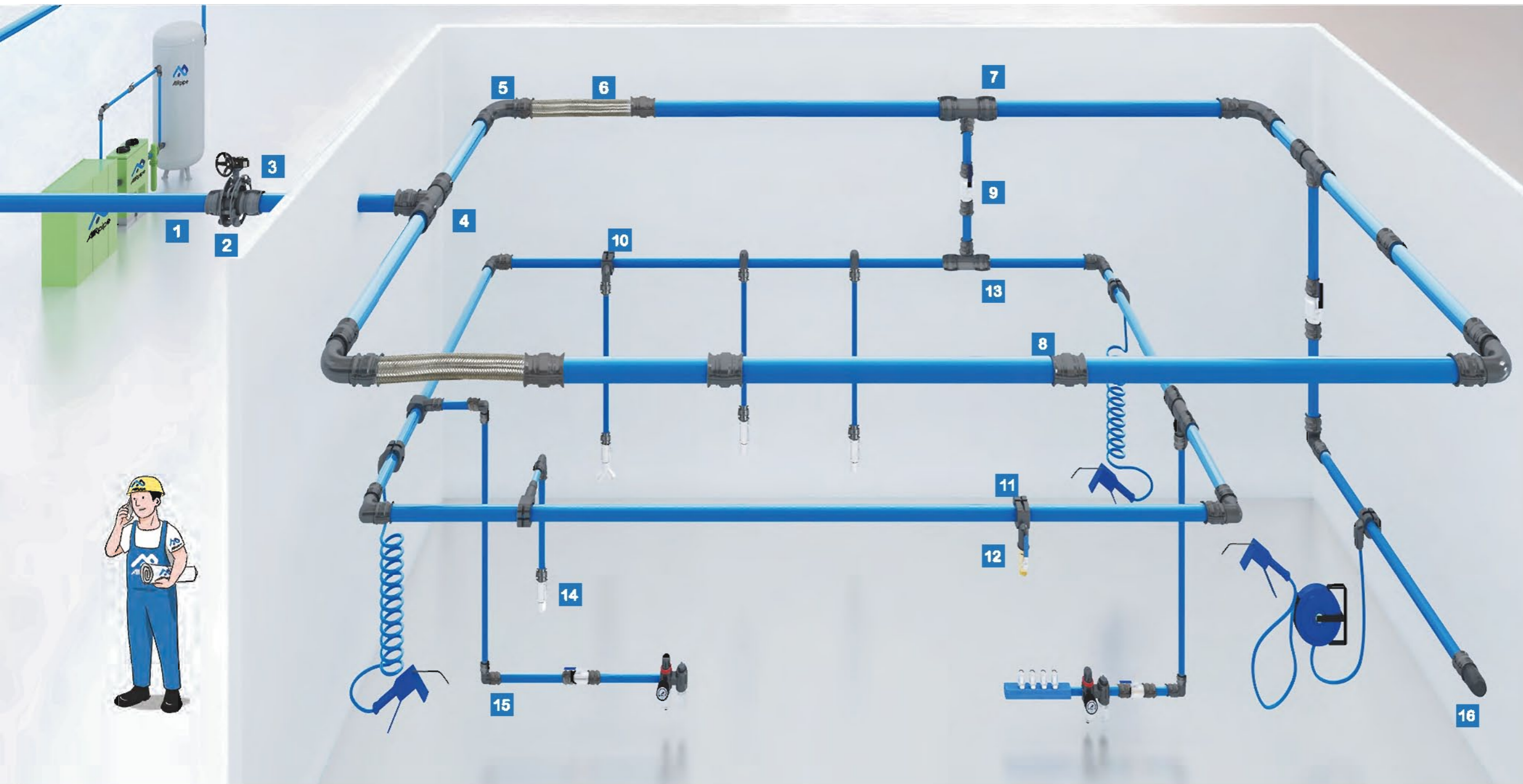
- The smooth interior design and high-flow connectors ensures a constant supply of clean air at a reduced pressure drop, resulting in significant energy savings.
- Guaranteed leak-free performance and superior longevity versus traditional pipe systems.
- 光滑潔淨的鉛管內表面和高流通率的接頭設計，和傳統的碳鋼管焊接系統相比，無論在流通阻力，氣體壓降，以及因管壁銹蝕導致的氣體二次污染等方面，都有極大的改善，降低了能耗和間接損失。
- 沒有洩漏，杜絕了壓縮空氣能損耗。



Dual Performance
 • Surface contact and active sealing
 • Working Pressure up to 16bar
 • 20 year life

雙倍性能
 • 面接觸主動壓力密封圈
 • 工作壓力最高可達16bar
 • 20年使用壽命





- 1** Aluminum Pipe 剛性鋁合金管
- 2** Flanged Connector 法蘭片
- 3** Quick Connect Butterfly Valve 快速連接蝶閥
- 4** Equal Tee 等徑三通

- 5** Aluminum 90 Degree Elbow 90度彎頭
- 6** Flexible Hose 彈性耐壓管
- 7** Reducer Tee 變徑三通
- 8** Pipe to Pipe Connector 直管換頭

- 5** Quick Plug Ball Valve 快速連接球閥
- 6** Aluminum Quick Drop 支管快接頭
- 7** Quick Drop (Female Thread) 支管快接頭 (內螺紋)
- 8** Brass Ball Valve 球閥

- 5** Quick Plug Equal Tee 快插組合等徑三通
- 6** Thread Quick Plug Ball Valve 快插組合螺紋球閥
- 7** Quick Plug 90° Elbow 快插組合90度彎頭
- 8** Aluminum End Cap 管道端蓋

Product Range & Features

產品範圍和特性

Rigid Aluminum Pipe 剛性鋁合金管



- Up to max.200mm diameter - 200m³/min flow single line.
- High-quality powder coating and colors customization.
- Designed for compressed air, vacuum, and inert gases.
- Light-weight & corrosion-free.
- 管徑最大200mm，最大流量200m³/min
- 高級粉體塗裝噴塗，耐久防腐，顏色可以定制
- 適用於所有噴油或無油壓縮空氣及惰性氣體
- 重量輕，防火UL90，可全天候室外安裝

Pipe Connectors 快速管接頭



- Quick-connect design.
- Superior reliability & longevity.
- Largest fitting configurations available.
- Modular & reusable.
- 100% recyclable & non-flammable materials.
- 快速抱箍或螺紋連接設計
- 最佳可靠性和使用壽命
- 20-200mm全系列全類型配置
- 模組化設計，自由組合，可拆卸重複使用
- 環保可回收，防火UL90登記等級

Quick Drop Fittings 快速支管接頭



- Quick installation to main ring.
- Can be used vertically or horizontally.
- Design does not allow water to enter downstream points of use.
- Configurations allow for multiple drop connection types, e.g., hose reels.
- 最為快速高效的支管連接方式，大大節省傳統變徑三通安裝產生的高成本和人工
- 按照廠內支管設計，各角度全方位均可配置
- 可連接管接頭，亦可快速螺紋接口連接

Ball & Butterfly Valves 快接球閥和蝶閥



- Quick connection.
- Available for BSP/NPT thread, flange, plug-in connection type.
- High-flow design ensures optimal performance.
- 一體式快接口，快速匹配管接頭
- 可選BSP或NPT標準螺紋，包括所有相關配件
- 高流速內徑設計耐久防腐

Flexible Hoses 彈性耐壓管



- Suitable for compressor & equipment outlets to absorb vibration.
- Allows for expansion and contraction of the pipe system.
- Bypass obstacles for pipe distribution.
- Resistant to mineral or synthetic lubricated oils.
- 廣泛適用於壓縮空氣管路連接，消除振動帶來的危害
- 抵消溫度變化而導致管路產生的熱脹冷縮
- 用於直管接頭難以配置的地方
- 適用於各類噴油潤滑或無油壓縮空氣

Tools & Accessories 附件和工具



- Suitable for various pipe systems.
- Used for a variety of installation methods, e.g., wall, beam, roof, channel, rod, etc.
- Designed to work best with AIRpipe products.
- 通用型管道安裝工具
- 適用於各類材質安裝，牆面，屋樑，天花板，井道等
- 輕量化，便攜式，簡單培訓即可操作

BLUE ALUMINUM PIPE 藍色鋁管

5.8M Length

AIRpipe	DN	OD	ID
301 00 0100 01	20	20.1	17.5
301 00 0200 01	25	25.1	22.5
301 00 0400 01	40	40.1	36.5
301 00 0500 01	50	50.1	45.7
301 00 0600 01	63	67.6	63.0
301 00 0700 01	80	84.8	80.0
301 00 0800 01	100	101.8	96.8
301 00 0900 01	150	153.0	147.5
301 00 1000 01	200	205.0	197.8

*2.9M length please contact local sales.

GREEN ALUMINUM PIPE 綠色鋁管

5.8M Length

AIRpipe	DN	OD	ID
301 00 0100 03	20	20.1	17.5
301 00 0200 03	25	25.1	22.5
301 00 0400 03	40	40.1	36.5
301 00 0500 03	50	50.1	45.7
301 00 0600 03	63	67.6	63.0
301 00 0700 03	80	84.8	80.0
301 00 0800 03	100	101.8	96.8
301 00 0900 03	150	153.0	147.5
301 00 1000 03	200	205.0	197.8

*2.9M length please contact local sales.

EQUAL 90° ELBOW 90° 彎頭

AIRpipe	DN	DN
302 03 0100 02	20	20
302 03 0200 02	25	25
302 03 0400 02	40	40
302 03 0500 02	50	50
*Union connectors included		
302 03 0600 01	63	63
302 03 0700 01	80	80
302 03 0800 01	100	100
302 03 1000 01	150	150
302 03 1100 01	200	200

*Use two union connectors

EQUAL 45° ELBOW 45° 彎頭

AIRpipe	DN	DN
302 04 0100 02	20	20
302 04 0200 02	25	25
302 04 0400 02	40	40
302 04 0500 02	50	50
*Union connectors included		
302 04 0600 01	63	63
302 04 0700 01	80	80
302 04 0800 01	100	100
302 04 1000 01	150	150
302 04 1100 01	200	200

*Use two union connectors

GRAY ALUMINUM PIPE 灰色鋁管

5.8M Length

AIRpipe	DN	OD	ID
301 00 0100 02	20	20.1	17.5
301 00 0200 02	25	25.1	22.5
301 00 0400 02	40	40.1	36.5
301 00 0500 02	50	50.1	45.7
301 00 0600 02	63	67.6	63.0
301 00 0700 02	80	84.8	80.0
301 00 0800 02	100	101.8	96.8
301 00 0900 02	150	153.0	147.5
301 00 1000 02	200	205.0	197.8

*2.9M length please contact local sales.

END CAP 堵頭

AIRpipe	DN	DN
302 08 0100 02	20	20
302 08 0200 02	25	25
302 08 0400 02	40	40
302 08 0500 02	50	50
*Union connector included		
302 08 0600 01	63	63
302 08 0700 01	80	80
302 08 0800 01	100	100
302 08 1000 01	150	150
302 08 1100 01	200	200

*Use one union connector

REDUCING TEE 異徑三通

AIRpipe	DN	DN
302 07 0201 02	25	20
302 07 0402 02	40	25
302 07 0502 01	50	25
302 07 0504 02	50	40
302 07 0604 02	63	40
302 07 0605 02	63	50
302 07 0704 02	80	40
302 07 0705 02	80	50
302 07 0805 02	100	50
*Union connectors size below 63 included		
302 07 0706 01	80	63
302 07 0806 02	100	63
302 07 0807 02	100	80
302 07 1006 01	150	63
302 07 1007 01	150	80
302 07 1008 01	150	100
302 07 1106 01	200	63
302 07 1107 01	200	80
302 07 1108 01	200	100
302 07 1110 01	200	150

*Use three union connectors

LATERAL REDUCING TEE Y型異徑三通

AIRpipe	DN	DN
302 12 0807 01	100	80
302 12 1007 01	150	80
302 12 1008 01	150	100
302 12 1108 01	200	100
302 12 1110 01	200	150

*Use three union connectors

EQUAL PIPE TO PIPE CONNECTORS 管對管接頭

AIRpipe	DN	DN
302 02 0100 01	20	20
302 02 0200 01	25	25
302 02 0400 01	40	40
302 02 0500 01	50	50
302 02 0601 05	63	63
302 02 0701 08	80	80
302 02 0801 08	100	100
302 02 1001 05	150	150
302 02 1101 05	200	200

EQUAL TEE 等徑三通

AIRpipe	DN	DN
302 05 0100 02	20	20
302 05 0200 02	25	25
302 05 0400 02	40	40
302 05 0500 02	50	50
*Union connectors included		
302 05 0600 01	63	63
302 05 0700 01	80	80
302 05 0800 01	100	100
302 05 1000 01	150	150
302 05 1100 01	200	200

*Use three union connectors

REDUCING PIPE TO PIPE CONNECTORS 異徑管對管接頭

AIRpipe	DN	DN
302 21 0201 02	25	20
302 21 0402 02	40	25
302 21 0502 02	50	25
302 21 0504 02	50	40
302 21 0604 02	63	40
302 21 0605 02	63	50
302 21 0705 02	80	50
*Union connectors size below 63 included		
302 21 0706 01	80	63
302 21 0806 01	100	63
302 21 0807 01	100	80
302 21 1007 01	150	80
302 21 1008 01	150	100
302 21 1110 01	200	150

*Use two union connectors

LATERAL EQUAL TEE Y型等徑三通

AIRpipe	DN	DN
302 09 0600 01	63	63
302 09 0700 01	80	80
302 09 0800 01	100	100
302 09 1000 01	150	150
302 09 1100 01	200	200

*Use three union connectors

ALUMINUM JOINT FEMALE THREAD 內螺紋鋁製接頭

AIRpipe	BSP	DN	DN
302 19 0100 02	20	1/2"	1/2"
302 19 0101 02	20	3/8"	3/8"
302 19 0200 02	25	1/2"	1/2"
302 19 0202 02	25	1"	1"
302 19 0404 02	40	1-1/4"	1-1/4"
302 19 0505 02	50	2"	2"
*Union connector included			
302 19 0606 01	63	2-1/2"	2-1/2"
302 19 0707 01	80	3"	3"

*Use one union connector

ALUMINUM JOINT MALE THREAD
外螺紋鋁製接頭



AIRpipe	BSP	DN	Size
302 17 0100 02	20	1/2"	
302 17 0101 02	20	3/4"	
302 17 0200 02	25	1/2"	
302 17 0201 02	25	3/4"	
302 17 0202 02	25	1"	
302 17 0402 02	40	1"	
302 17 0403 02	40	1-1/4"	
302 17 0404 02	40	1-1/2"	
302 17 0405 01	40	2"	
302 17 0504 02	50	1-1/2"	
302 17 0505 02	50	2"	

*Union connector included



302 17 0605 01	63	2"	
302 17 0606 01	63	2-1/2"	
302 17 0706 01	80	2-1/2"	
302 17 0707 01	80	3"	

*Use one union connector

QUICK DROP 快換



AIRpipe	DN	DN
302 10 0804 01	100	40
302 10 1004 01	150	40
302 10 1005 01	150	50
302 10 1104 01	200	40
302 10 1105 01	200	50

*Union connector Included

QUICK DROP 快換



AIRpipe	DN	DN
302 10 0201 04	25	20
302 10 0202 03	25	25
302 10 0401 04	40	20
302 10 0402 04	40	25
302 10 0501 01	50	20
302 10 0502 01	50	25
302 10 0601 01	63	20
302 10 0602 01	63	25
302 10 0701 01	80	20
302 10 0702 01	80	25
302 10 0801 01	100	20
302 10 0802 01	100	25
302 10 1001 01	150	20
302 10 1002 01	150	25
302 10 1102 01	200	25

*Union connector Included

ALUMINUM ELBOW MALE
外螺紋鋁製彎頭



AIRpipe	BSP	DN	Size
302 15 0100 01	20	1/2"	
302 15 0101 01	20	3/4"	
302 15 0200 01	25	1/2"	
302 15 0202 01	25	1"	
302 15 0404 01	40	1-1/2"	
302 15 0505 01	50	2"	

*Union connector included

ALUMINUM ELBOW FEMALE
內螺紋鋁製彎頭



AIRpipe	BSP	DN	Size
302 13 0100 01	20	1/2"	
302 13 0101 01	20	3/4"	
302 13 0200 01	25	1/2"	
302 13 0202 01	25	1"	
302 13 0404 01	40	1-1/2"	
302 13 0505 01	50	2"	

*Union connector included

QUICK DROP FEMALE THREAD
內螺紋快換



AIRpipe	BSP	DN	Size
302 11 0200 03	25	1/2"	
302 11 0400 03	40	1/2"	
302 11 0401 03	40	3/4"	
302 11 0500 01	50	1/2"	
302 11 0501 01	50	3/4"	
302 11 0800 01	63	1/2"	
302 11 0801 01	63	3/4"	
302 11 0700 01	80	1/2"	
302 11 0701 01	80	3/4"	
302 11 0800 01	100	1/2"	
302 11 1000 01	150	1/2"	

QUICK CONNECT VALVE MALE THREAD
外螺紋快插閥門



AIRpipe	DN	BSP
302 52 0103 03	20	3/4"
302 52 0203 03	25	1"
302 52 0403 03	40	1-1/2"
302 52 0503 03	50	2"
302 52 0603 01	63	2-1/2"

*Union connector Included
*Directly connect to outlet valve of air compressor, dryer, filter

QUICK CONNECT BALL VALVE
快插閥門



AIRpipe	DN
302 52 0100 03	20
302 52 0200 03	25
302 52 0400 03	40
302 52 0500 03	50
302 52 0600 02	63

*Union connectors included

VALVED WALL BRACKET FEMALE THREAD
內螺紋快插閥門



AIRpipe	DN	BSP	Type
302 52 0102 03	20	1 PORT 1/2"	
302 52 0202 03	25	1 PORT 1"	
302 52 0204 03	25	1 PORT 1/2"	
302 52 0404 03	40	1 PORT 1-1/4"	
302 52 0505 03	50	1 PORT 2"	
302 52 0606 01	63	1 PORT 2-1/2"	

*Union connector Included



302 52 0101 03	20	2 PORTS 1/2"	
302 52 0201 03	25	2 PORTS 1/2"	

*Union connector included



AIRpipe	DN	BSP	Type
302 52 0105 03	20	2 PORTS 1/2", 75"	
302 52 0205 03	25	2 PORTS 1/2", 75"	

*Union connector Included

BRASS BALL VALVE
銅球閥



AIRpipe	BSP
302 73 0000 02	1/2"
302 73 0100 02	3/4"
302 73 0200 02	1"
302 73 0400 02	1-1/2"
302 73 0500 02	2"

FEMALE

302 73 0000 02	1/2"
302 73 0100 02	3/4"
302 73 0200 02	1"
302 73 0400 02	1-1/2"
302 73 0500 02	2"

MALE

302 73 0001 02	1/2"
302 73 0101 02	3/4"

MALE/ FEMALE

302 73 0002 02	1/2"
302 73 0102 02	3/4"

NON-VALVE WALL BRACKETS
壁式接頭



AIRpipe	BSP	DN	Type
302 23 0101 01	20	45°one port 1/2"	
302 23 0201 01	25	45°one port 1/2"	
302 23 0100 01	20	45°two ports 1/2"	
302 23 0200 01	25	45°two ports 1/2"	

SWING CHECK VALVE
逆止閥



AIRpipe	BSP	DN	Type
302 80 0400 02	40	Cast iron	
302 80 0500 02	50	Cast iron	

*Union connectors included

302 80 0600 01	63	Cast iron	
302 80 0700 01	80	Cast iron	
302 80 0800 01	100	Cast iron	
302 80 1000 01	150	Cast iron	
302 80 1100 01	200	Cast iron	

*Use two union connectors

AIRpipe	BSP	DN	Type
302 80 0401 02	40	Stainless steel	
302 80 0501 02	50	Stainless steel	

*Union connectors Included

302 80 0601 01	63	Stainless steel	
302 80 0701 01	80	Stainless steel	
302 80 0801 01	100	Stainless steel	
302 80 1001 01	150	Stainless steel	
302 80 1101 01	200	Stainless steel	

*Use two union connectors

BUTTERFLY VALVE
蝶閥



AIRpipe	BSP	DN	Type
302 51 0700 01	80	Cast iron	
302 51 0800 01	100	Cast iron	
302 51 1000 01	150	Cast iron	
302 51 1100 01	200	Cast iron	
302 51 0701 01	80	Stainless steel	
302 51 0801 01	100	Stainless steel	
302 51 1001 01	150	Stainless steel	
302 51 1101 01	200	Stainless steel	

*Use two union connectors

ALUMINUM REDUCING FLANGE
異徑法蘭



All flanges contain bolts and flange gasket
含螺桿和墊片

AIRpipe	BSP	DN	SIZE
302 71 0706 01	63	80	
302 71 0806 01	63	100	
302 71 0607 01	80	63	
302 71 0607 01	80	100	
302 71 0708 01	80	100	
302 71 0708 01	100	80	
302 71 0908 01	100	125	
302 71 0908 01	100	150	
302 71 0910 01	125	125	

FLANGE 法蘭



All flanges contain bolts and flange gasket
含螺桿和墊片

AIRpipe	BSP	DN	SIZE
302 70 0600 01	63	65	
302 70 0700 01	80	80	
302 70 0800 01	100	100	
302 70 1000 01	150	150	
302 70 1100 01	200	200	

FLANGE(CAST IRON) FEMALE THREAD
內螺紋法蘭(鑄鐵)



All flanges contain bolts and flange gasket
含螺桿和墊片

AIRpipe	BSP	DN	SIZE
302 79 0202 01	25	1"	
302 79 0404 01	40	1-1/2"	
302 79 0505 01	50	2"	
302 79 0602 01	65	1"	
302 79 0604 01	65	1-1/2"	
302 79 0605 01	65	2"	
302 79 0702 01	80	1"	
302 79 0704 01	80	1-1/2"	
302 79 0705 01	80	2"	
302 79 0708 01	80	2-1/2"	
302 79 0804 01	100	1-1/2"	
302 79 0805 01	100	2"	
302 79 1002 01	150	1"	
302 79 1004 01	150	1-1/2"	
302 79 1005 01	150	2"	
302 79 1006 01	150	2-1/2"	
302 79 1007 01	150	3"	

FLANGE(STAINLESS STEEL) FEMALE THREAD
內螺紋法蘭(不銹鋼)



All flanges contain bolts and flange gasket
含螺桿和墊片

AIRpipe	BSP	DN	SIZE
302 70 0202 01	25	1"	
302 70 0404 01	40	1-1/2"	
302 70 0505 01	50	2"	
302 70 0602 01	65	1"	
302 70 0604 01	65	1-1/2"	
302 70 0605 01	65	2"	
302 70 0702 01	80	1"	
302 70 0704 01	80	1-1/2"	
302 70 0705 01	80	2"	
302 70 0708 01	80	2-1/2"	
302 70 0804 01	100	1-1/2"	
302 70 0805 01	100	2"	
302 70 0806 01	100	2-1/2"	
302 70 1004 01	150	1-1/2"	
302 70 1005 01	150	2"	
302 70 1006 01	150	2-1/2"	
302 70 1007 01	150	3"	

FLEXIBLE HOSES 軟管



Straight connection, Rubber
橡膠直管

AIRpipe	DN	Length (MM)
302 55 0100 04	20	570
302 55 0200 04	25	570
302 55 0400 04	40	600
302 55 0500 04	50	600

*Union connectors included

30°Angle connection, Rubber
橡膠30°管



AIRpipe	DN	Length (MM)
302 55 0401 04	40	1200
302 55 0501 04	50	1380
301 55 0601 01	63	1200
301 55 0701 01	80	1700
301 55 0801 01	100	1700

*Union connectors Included

Straight connection, metal
金屬軟管



AIRpipe	DN	Length (MM)
301 55 0600 01	63	500
301 55 0700 01	80	500
301 55 0800 01	100	500
301 55 1000 01	150	900
301 55 1100 01	200	1400

*Use two union connectors

FIXTURE CLAMPS & ACCESSORIES 管夾

Clamps, Plastic
塑料



AIRpipe

BSP DN

302 22 0100 01	20
302 22 0200 01	25
302 22 0400 01	40
302 22 0500 01	50
302 22 0600 01	63
302 22 0700 01	80
302 22 0800 01	100

Steel
鐵制



AIRpipe

302 22 0401 01	40
302 22 0501 01	50
302 22 0601 01	63
302 22 0701 01	80
302 22 0801 01	100
302 22 1001 01	150
302 22 1101 01	200

CLAMP SPACER 管夾墊



AIRpipe

302 27 0001 01	20/25
302 27 0002 01	40/50/63

VORTEX FLOW METER 渦街流量計



AIRpipe

BSP DN

302 82 0100 02	20
302 82 0200 02	25
302 82 0400 02	40
302 82 0500 02	50
302 82 0600 01	63
302 82 0700 01	80
302 82 0800 01	100
302 82 1000 01	150
302 82 1100 01	200

*Union connectors included

*Needs two flange pipe connectors.

Type above: No output, built-in LCD Display with 3.6V Li-battery. For remote connection, please contact your sales.

THREADED ADAPTORS 轉接頭



Aluminum, Male Thread
*Male Thread
鋁製，外螺紋*外螺紋

AIRpipe

BSP		
301 31 0000 01	1/2"	1/2"
301 31 0100 01	3/4"	3/4"
301 31 0200 01	1"	1"
301 31 0400 01	1-1/2"	1-1/2"
301 31 0500 01	2"	2"

Aluminum, Male Thread
*Female Thread
鋁製，外螺紋*內螺紋



AIRpipe

BSP		
301 31 0400 02	1-1/2"	1"
301 31 0500 02	2"	1"
301 31 0500 03	2"	1-1/2"
301 31 0600 01	2-1/2"	1"
301 31 0600 02	2-1/2"	2"
301 31 0700 01	3"	1"
301 31 0700 02	3"	1-1/2"
301 31 0700 03	3"	2"
301 31 0700 04	3"	2-1/2"
301 31 0000 04	1/2"	1/2"
301 31 0000 03	1/2"	3/8"
301 31 0100 03	3/4"	1/2"
301 31 0200 03	1"	1/2"

Brass, Male Thread
*Male Thread
銅製，外螺紋*外螺紋

AIRpipe

BSP		
302 31 0000 02	1/2"	1/4"
302 31 0100 02	3/4"	1/4"
302 31 0200 02	1"	3/4"

PRESSURE METER 氣體壓力錶



AIRpipe

BSP		
301 34 0001 01	Male 1/2", (shock resistance), 0-1.5mpa, 1.5grade	
301 34 0001 02	Male 1/4", (Non-shock resistance), 0-1.5mpa, 1.5grade	
301 34 0001 03	Female 1/2"-Male 1/2", copper shock absorption pipe	

ATMOLYSIS BAG 分氣包



AIRpipe

BSP

301 85 0001 01	200
301 85 0002 01	300
301 85 0003 01	400

* 4*1/2" aside outlet

SAMPLE BOX 演示包



AIRpipe

302 46 0001 01	200x270x190mm
----------------	---------------

TOOL BOX 工具箱



AIRpipe

301 45 0001 02	460x330x140mm
----------------	---------------

* Items supplied in airpipe tool bag

DRILL (TAPPER) 鑽頭



AIRpipe

301 35 0006 01	14MM
301 35 0006 02	19MM
301 35 0006 03	25MM
301 35 0006 04	38MM
301 35 0006 05	51MM
301 35 0006 06	16MM
301 35 0006 07	22MM

DRILL HOLDER 鑽頭夾具



AIRpipe

301 35 0005 01	14-30
301 35 0005 02	32-152

MARKER 記號器



AIRpipe

120 44 0005 02	
----------------	--

HOLE DEBURRER 去毛刺器



AIRpipe

301 35 0004 01	20-200
----------------	--------

ALUMINUM PIPE DEBURRER 鋁管去毛刺器



AIRpipe

301 35 0003 01	20-50
----------------	-------

SPANNERS 水泵鉗



AIRpipe

301 35 0007 01	
----------------	--

ALUMINUM PIPE CUTTER 鋁管切割器



AIRpipe

301 35 0002 02	Aluminum pipe cutter, 20-63
301 35 0002 03	Aluminum pipe cutter, 40-100
301 35 0002 04	0040 Aluminum pipe cutter blade
301 35 0002 05	0140 Aluminum pipe cutter blade

ELECTRIC PIPE CUTTER 電動鋁管切割機



AIRpipe

301 35 0001 01	63-200
----------------	--------

FIXING BOLTS 螺絲



AIRpipe

301 33 0004 01	M8*50
301 33 0004 02	M8*60
301 33 0004 03	M8*70

SQUARE STEEL 方鋼



AIRpipe

301 33 0001 01	Length(MM) 3000
----------------	--------------------

ADJUSTABLE BRACKET 可伸縮支架



Complete With Wall Expansion Bolts

AIRpipe

301 32 0004 01	Length (MM) 1200-2400	to suit Threaded
301 32 0005 01	1800-2000	Flange

GRIDER CLAMP 老虎鉗



AIRpipe

301 33 0003 01	M8
----------------	----

SQUARE STEEL CLAMP 壓板



AIRpipe

301 33 0002 01	
----------------	--

PIPE BENDING TOOL 彎管器



AIRpipe

301 47 0001 01	20
301 47 0002 01	25

* Bending Angler: MAX.90°

M8 STUDDING 螺紋連接桿



AIRpipe

301 33 0006 01	Length(MM) 40
301 33 0005 01	3000

SELF TAP SCREWS 螺絲



Complete With Plastic Wall Plugs

AIRpipe

301 33 0008 01	DN M5.5*35
301 33 0008 02	M5.5*60
301 33 0009 01	M6*60

WALL MOUNTED BRACKET 懸臂支架



Complete With Wall Expansion Bolts

AIRpipe

301 32 0000 01	Length(MM) 300
301 32 0001 01	500
301 32 0002 01	1200
301 32 0006 01	Suit to DN150/DN200 pipe

UNIVERSAL BEAM SUSPENSER 外向抱箍吊扣



AIRpipe

301 33 0014 01	M6 8
----------------	---------

FIXTURE CLAMPS & ACCESSORIES 萬向抱箍



Universal Clamp

AIRpipe

301 33 0013 01	DN 1"
301 33 0013 02	2"

WIRE SUSPENSION CABLE 鋼絲繩



AIRpipe

301 33 0010 02	Length(MM) φ12
----------------	-------------------

Wire Rope Clamp

301 33 0012 02	suit to φ12 wire Cable
301 33 0011 02	φ12 wire Cable

LUGGING MACHINE 凸管機



AIRpipe

120 44 0004 09	DN Charge type and hand held hydraulic machine, for 63-200
----------------	---

* Comes With All Jaw Sets

Superior Reliability!

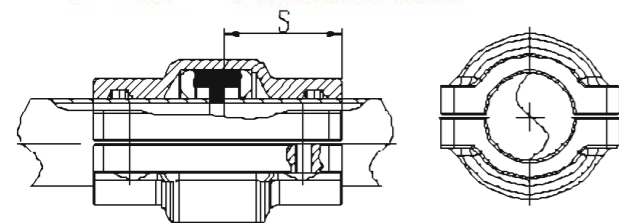
Quick and Easy Installation

最佳可靠性

快速便捷安裝



Insertion Depth S For DN20-DN50 Connector DN20-DN50 (¾" - 2") 管路安裝插入深度S



DN	Insertion depth S (mm)	插入深度S (mm)
20	20	20
25	20	20
40	30	30
50	30	30

- "S" denotes the insertion depth of the pipe into the connector.
- "S" 代表管道插入接頭的深度

Installation Guide for DN20~DN50 安裝指導DN20-DN50 (¾" - 2")

01 Mark the pipe with a marker pen as shown below:
依據插入深度，先在直管上做記號

02 Insert the marked pipe into the connector:
將已做記號的直管插入接頭

03 Bring the second pipe to the connector and slide up to the marked insertion depth.
另一個的直管插入接頭

04 A portion of the marked lines should remain visible after the pipe is inserted into the connector.
兩側直管記號線插入至與接頭外緣切齊處

05 Hand tighten the screws with an allen key.
自固定環兩端旋緊第一個螺絲
最大扭矩: 8Nm

06 Tighten the screws in an "X" pattern. To disassemble, perform the same operations in reverse order.
然後按對角線方向旋緊其他螺絲

Deburr & Chamfer The Outer and Inner Edges Before Installation 安裝前去除管路口內外的毛邊

- Use 301 35 0003 01 for DN20-DN50 to chamfer the outer edges and also deburr the inner end.
- DN20-DN50, 用 301 35 0003 01 去毛邊器去除管口的內外毛邊
- Use a file for DN63-DN200 to chamfer the outer edges; make use of a deburring tool to deburr the inside of the pipe end.
- DN63-DN200, 用銼刀去除管外緣的毛邊，用 301 35 0004 01 去除管內毛邊



Installation Guide for DN63~DN200 安裝指導DN63-DN50 (2-½" - 8")

01

Slide the seal over the edge of the pipe so that it sits flush with the lugged edge.
打開管接頭一側，取出密封圈，套入至管道凸環處

02

Insert the second pipe into the seal until the seal and the lugged edge are flush.
插入另一個管道至凸環處

03

Position the clamp over the seal.
把打開的抱箍接頭裝回套在密封圈的管道上

04

Tighten the pre-fitted screws by hand at first.
先預擰緊接頭上的螺絲

05

Pull the pipe back towards the outside of the clamshell to complete alignment.
往兩側拉動，確保管道上的凸環完全對齊在接頭的環形凹槽內

06

Fully tighten the clamp screws.
Min Torque: 10Nm.
Max Torque: 44.5Nm.
Clamshell halves should be flush with each other.
鎖緊各螺絲，讓抱箍兩邊與另一半兩邊持平。
最小扭矩: 10Nm
最大扭矩: 44.5Nm

07

For effective assembly, tighten the screws in an "X" pattern. To disassemble, perform the same operation in reverse order.
按照對角線方向擰緊。若拆卸時按反方向。

Hand-held hydraulic lugging machine operation requirements 手持液壓凸管器作業要求



Manually open the jaws of the clamp and insert the aluminum pipe into the clamp as far as possible.
人工張開凸管夾鉗頭，盡量插入管子內部到底。

Release the jaws. Press the trigger and crimp the pipe until a "snap" sound is heard.
合緊夾鉗頭，按壓液壓凸管器開關，使夾鉗頭咬住管子直到聽到咔嚓聲即停。

Re-open the two jaws to remove the pipe and rotate the pipe slightly. Put the jaw side to the mark position.
張開並移出凸管夾鉗頭，輕微轉動管子，把夾鉗頭放在標記位置。

Renew the operation until the required minimum number of lugs for each diameter is finished.
重複操作，直到完成對應管徑所需最小凸管數。

Number of lugs for each diameter. 各規格凸管數目

AIRPIPE	DN63	DN80	DN100	DN150	DN200
	5	6	6	8	12

Note: Do not overlap the lugs! 注意：不得重疊凸管

DN	H(mm)
63	3.0~3.3
80	3.0~3.3
100	3.0~3.3
150	3.0~3.3
200	3.0~3.3

Sizing Chart for Quick Drops 快換尺寸表

Dr 管直徑	Dr 1/2 管徑	DN(MM)	Quick Drops (PN)	快換 (PN)
301 35 0005 01	301 35 0005 05	φ18	302 10 0201 04	302 10 0202 03
301 35 0005 01	301 35 0005 07	φ22	302 10 0401 04	302 10 0402 04
301 35 0005 01	301 35 0005 03	φ25	302 10 0601 01	302 10 0602 01
301 35 0005 02	301 35 0005 04	φ38	302 11 0800 01	302 11 0801 01
301 35 0005 02	301 35 0005 05	φ61	302 10 1004 01	302 10 1106 01

- The following table is based on a closed-loop pipe system. 以下溫度表格基於閉式環形管網設計
- Working pressure is 8bar and pressure drop is 0.4bar, flow speed not taken into account. 基於8bar的工作壓力，壓降0.4bar，流速未考慮

Flow 管流速度 Nm ³ /h	Length 管線長度									
	50M	100M	150M	300M	500M	750M	1000M	1300M	1600M	2000M
10	20	20	20	20	20	20	20	25	25	25
30	20	20	20	25	25	25	25	25	25	40
50	20	25	25	25	25	25	40	40	40	40
70	25	25	25	25	40	40	40	40	40	40
100	25	25	25	40	40	40	40	40	40	50
150	25	40	40	40	40	40	40	50	50	50
250	40	40	40	40	50	50	50	50	50	50
350	40	40	40	50	50	50	50	50	50	50
500	40	40	50	50	50	50	50	50	50	50
750	40	50	50	50	50	50	50	50	50	50
1000	50	50	50	50	50	50	50	50	50	50
1250	50	50	50	50	50	50	50	50	50	50
1500	50	50	50	50	50	50	50	50	50	50
1750	50	50	50	50	50	50	50	50	50	50
2000	50	50	50	50	50	50	50	50	50	50
2500	50	50	50	50	50	50	50	50	50	50
3000	50	50	50	50	50	50	50	50	50	50
3500	50	50	50	50	50	50	50	50	50	50
4000	50	50	50	50	50	50	50	50	50	50
4500	50	50	50	50	50	50	50	50	50	50
5000	50	50	50	50	50	50	50	50	50	50
5500	50	50	50	50	50	50	50	50	50	50
6000	50	50	50	50	50	50	50	50	50	50
6500	50	50	50	50	50	50	50	50	50	50
7000	50	50	50	50	50	50	50	50	50	50
7500	50	50	50	50	50	50	50	50	50	50
8000	50	50	50	50	50	50	50	50	50	50
8500	50	50	50	50	50	50	50	50	50	50
9000	50	50	50	50	50	50	50	50	50	50
9500	50	50	50	50	50	50	50	50	50	50
10000	50	50	50	50	50	50	50	50	50	50
10500	50	50	50	50	50	50	50	50	50	50
11000	50	50	50	50	50	50	50	50	50	50
11500	50	50	50	50	50	50	50	50	50	50
12000	50	50	50	50	50	50	50	50	50	50

Technical Specifications 工況範圍

- Max. working pressure: 15bar (-20°C~ +80°C), 16bar (-20°C~ +45°C)
- Max. working pressure for DN200 is 13bar.
- Vacuum: 1mbar (absolute pressure).
- Working temperature: -20°C ~ +80°C.
- Suitable fluids: compressed air, oil-free or lubricated, wet, vacuum, inert gases.
- Fireproof, and suitable for outdoor applications.

Qualification & Standards 符合規範和標準

2014/68/EU, ASME B31.1, TUV, GB/T4437.1-2000, EN755-8, TS, UL94, ISO 8573-1



Engineered for Superior Performance 產品設計，只為最佳效能

- We are committed to provide superior products and service.
- R&D is a continuous process linked to real-world conditions & market feedback.
- Always customer oriented, from design production to sales and service.

we are at your **SERVICE**
我們始終在您的身邊

